

CAREERLINK® QUARTERLY DASHBOARD REPORT

PY 21, Q2

*Onsite Services Virtual and In-Person

1,577

Foot Traffic

3.9%

Ave. Unemployment Rate

75

Staff Assisted Placements

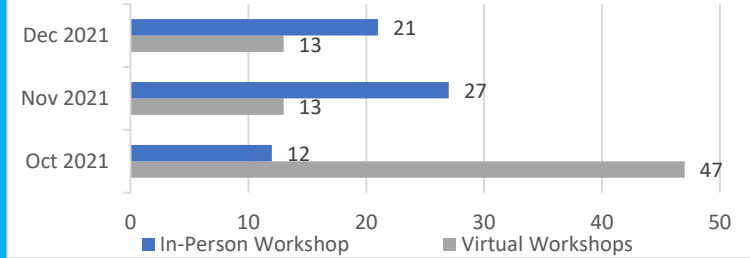


Job Seeker Services

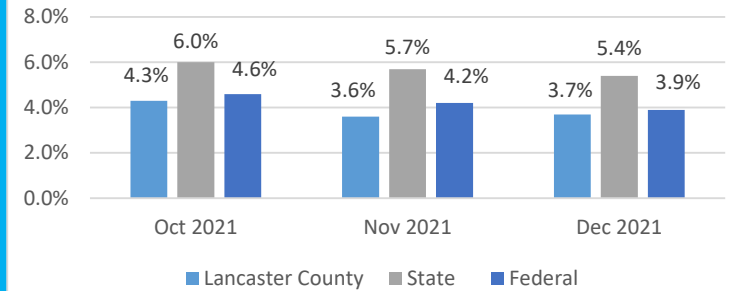


Business Services

Core Services Utilized



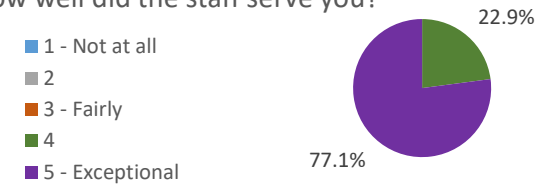
Unemployment Rates




Metric	Qtly Status	Program	Oct 2021	Nov 2021	Dec 2021	Total	Goal/Qtr	YTD
New Employers on PACareerLink	●	Business Services	15	7	15	37	51	84
On-Site Recruitments (Virtual)	●	Business Services	15	14	11	40	19	121
Participation (EARN)	○	TANF	NA	NA	NA	NA	NA	NA
Participation (WorkReady)	○	TANF	NA	NA	NA	NA	NA	NA
New Enrollments (Out-of-School Youth)	●	OSY	0	1	4	5	13	24
New Enrollments (Adult)	●	WIOA	7	9	22	38	32	85
New Enrollments (Dislocated Worker)	●	WIOA	4	5	7	16	44	52
New Enrollments (WIOA ReEntry)	●	ReEntry	13	3	18	34	18	76
Dept. of Corrections Sign Ins	●	ReEntry	26	26	26	78	150	179
Median Wage (OSY)	●	OSY	NA	NA	NA	NA	\$9.00	\$15.80
Median Wage (Adult)	●	WIOA	\$16.00	\$21.00	\$18.86	\$18.80	\$12.50	\$17.50
Median Wage (DW)	●	WIOA	\$20.57	NA	\$19.08	\$19.83	\$16.00	\$20.00
Avg Wage (TANF)	●	TANF	\$15.62	\$13.92	\$14.00	\$14.51	\$10.00	\$14.15
Median Wage (WIOA ReEntry)	●	ReEntry	\$15.00	\$18.00	\$18.05	\$16.40	\$12.50	\$17.25
Placement Rate (Adult)	●	WIOA	87%	100%	83%	87%	65%	85%
Placement Rate (DW)	●	WIOA	100%	NA	63%	80%	75%	68%
Placement Rate (WIOA ReEntry)	●	ReEntry	85%	83%	100%	89%	65%	83%
Placement Rate (Youth)	●	Youth	NA	NA	NA	NA	65%	100%

Date of Report: 2/9/22

How well did the staff serve you?



Have staff been helpful preparing you for your next steps in your career path?



Did you acquire any new skills in your program?

