

CAREERLINK® QUARTERLY DASHBOARD REPORT

PY 21, Q1

*Onsite Services Virtual and In-Person

2,284

Foot Traffic

4.6%

Ave. Unemployment Rate

82

Staff Assisted Placements

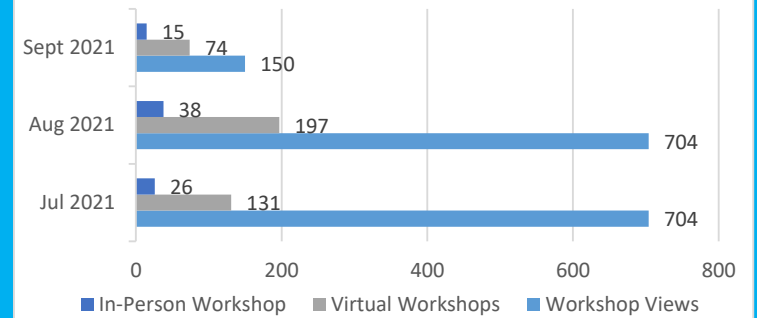


Job Seeker Services

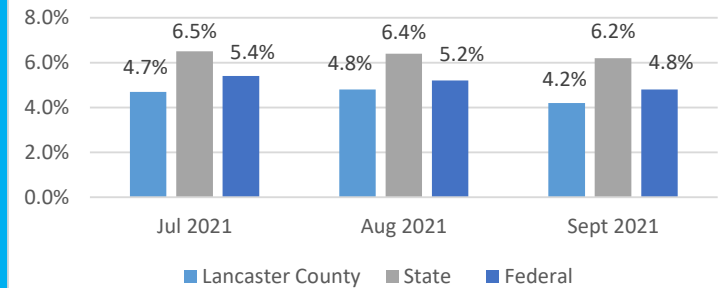


Business Services

Core Services Utilized



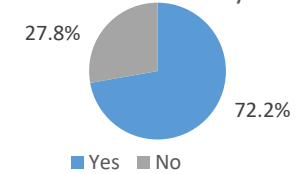
Unemployment Rates



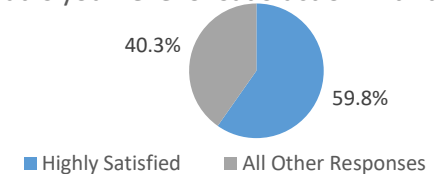
Metric	Qtly Status	Program	Jul 2021	Aug 2021	Sept 2021	Total	Goal/Qtr	YTD
New Employers on PACareerLink	●	Business Services	21	11	15	47	51	47
On-Site Recruitments (Virtual)	●	Business Services	23	32	26	81	19	81
Participation (EARN)	○	TANF	NA	NA	NA	NA	NA	NA
Participation (WorkReady)	○	TANF	NA	NA	NA	NA	NA	NA
New Enrollments (Out-of-School Youth)	●	OSY	5	11	3	19	13	19
New Enrollments (Adult)	●	WIOA	20	13	14	47	32	47
New Enrollments (Dislocated Worker)	●	WIOA	16	11	9	36	44	36
New Enrollments (WIOA ReEntry)	●	ReEntry	15	14	13	42	18	42
Dept. of Corrections Sign Ins	●	ReEntry	31	33	37	101	150	101
Median Wage (OSY)	●	OSY	\$16.74	\$15.80	NA	\$15.80	\$9.00	\$15.80
Median Wage (Adult)	●	WIOA	\$21.88	\$17.00	\$23.57	\$20.00	\$12.50	\$20.00
Median Wage (DW)	●	WIOA	\$19.00	\$15.00	\$21.53	\$20.00	\$16.00	\$20.00
Avg Wage (TANF)	●	TANF	\$13.80	\$14.56	\$12.62	\$13.66	\$10.00	\$13.66
Median Wage (WIOA ReEntry)	●	ReEntry	\$17.38	\$17.00	\$18.00	\$17.50	\$12.50	\$17.50
Placement Rate (Adult)	●	WIOA	100%	100%	60%	81%	65%	81%
Placement Rate (DW)	●	WIOA	67%	100%	53%	62%	75%	62%
Placement Rate (WIOA ReEntry)	●	ReEntry	92%	64%	82%	79%	65%	79%
Placement Rate (Youth)	●	Youth	100%	100%	NA	100%	65%	100%

Date of Report: 12/7/21

Did we provide assistance for you today?



What is your level of satisfaction with us?



Likely to recommend our services to a friend?

