

CAREERLINK® QUARTERLY DASHBOARD REPORT

PY 20, Q3

*Onsite Services Limited

45

Foot Traffic

5.8%

Ave. Unemployment Rate

58

Staff Assisted Placements

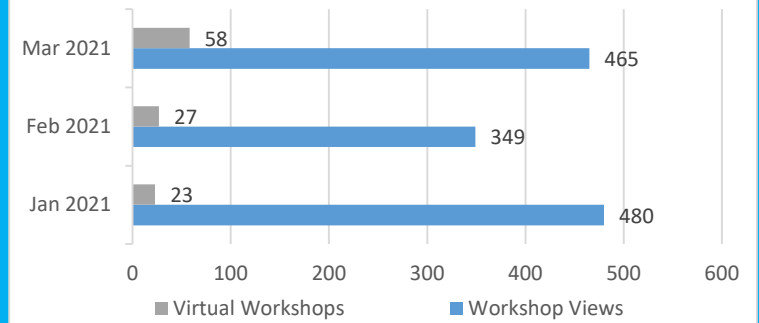


Job Seeker Services

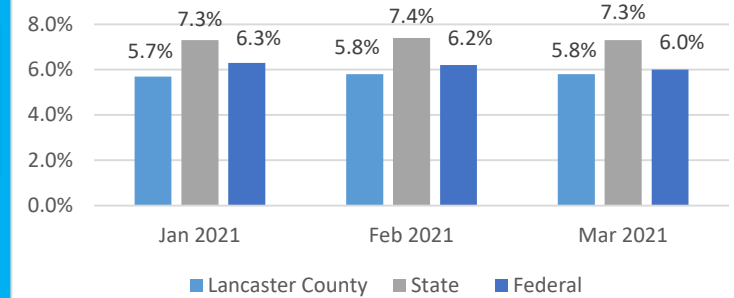


Business Services

Core Services Utilized



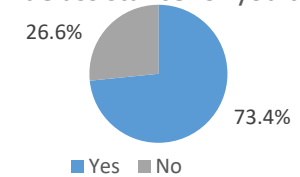
Unemployment Rates



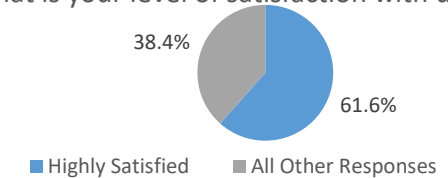
Metric	Qtly Status	Program	Jan 2021	Feb 2021	Mar 2021	Total	Goal/Qtr	YTD
New Employers on PACareerLink	●	Business Services	7	11	28	46	51	138
On-Site Recruitments (Virtual)	●	Business Services	3	3	0	6	19	24
Participation (EARN)	●	TANF	11%	13%	24%	16%	50%	19%
Participation (WorkReady)	●	TANF	0%	0%	0%	11%	50%	11%
New Enrollments (Out-of-School Youth)	●	OSY	1	7	4	12	13	21
New Enrollments (Adult)	●	WIOA	1	6	16	23	32	85
New Enrollments (Dislocated Worker)	●	WIOA	10	12	14	36	44	102
New Enrollments (WIOA ReEntry)	●	ReEntry	11	9	14	34	18	76
Dept. of Corrections Sign Ins	●	ReEntry	59	67	78	204	150	693
Median Wage (OSY)	●	OSY	NA	NA	\$16.32	\$16.32	\$9.00	\$13.75
Median Wage (Adult)	●	WIOA	\$17.50	\$21.62	\$17.00	\$17.50	\$12.50	\$16.97
Median Wage (DW)	●	WIOA	\$29.72	\$25.25	\$21.55	\$23.30	\$16.00	\$19.12
Avg Wage (TANF)	●	TANF	\$12.03	\$12.39	\$12.67	\$12.36	\$10.00	\$12.59
Median Wage (WIOA ReEntry)	●	ReEntry	\$18.51	\$14.40	\$15.00	\$15.00	\$12.50	\$15.39
Placement Rate (Adult)	●	WIOA	100%	86%	75%	85%	65%	86%
Placement Rate (DW)	●	WIOA	83%	100%	83%	88%	75%	81%
Placement Rate (WIOA ReEntry)	●	ReEntry	83%	83%	56%	71%	65%	64%
Placement Rate (Youth)	●	Youth	0%	0%	33%	25%	65%	47%

Date of Report: 6/8/21

Did we provide assistance for you today?



What is your level of satisfaction with us?



Likely to recommend our services to a friend?

